

Safety and Vulnerability Assessment Report

Dear School Administrators,

Our students and staff's safety and security are paramount in the contemporary educational landscape. However, it is a sobering reality that many of our nation's schools were constructed at a time when these critical considerations were not at the forefront of design and planning. The result is a nationwide portfolio of educational facilities that may need more modern security standards, leaving them vulnerable to today's evolving threats.

Recognizing the urgent need to address these challenges, we have leveraged state-of-the-art technology to provide a comprehensive Safety and Vulnerability Assessment through our digital site assessment mobile app, SITE|SAFETYNET?. This digital report is not only a reflection of our commitment to employing the latest technology to safeguard our students but also a versatile tool that can be shared and utilized in various ways:

- **For Discussion:** Engage stakeholders in meaningful conversations about your facilities' current safety and security.
- **Tabletop Discussions:** Utilize the report in simulated exercises to explore and understand potential scenarios, fostering a culture of preparedness.
- **Safety Triage and Improvements:** Leverage the insights provided to prioritize and implement necessary enhancements to your school's safety infrastructure.

Your partnership in this vital endeavor is greatly appreciated.

Sincerely,

Protecting Our Students, Inc.

DISCLAIMER: The information contained in these documents is confidential, privileged and intended only for the recipient. It may not be published or redistributed without the prior written consent of both Protecting Our Students and the recipient.

Report Content Summary

- Assessed School
- School Demography
- Three (3) Levels – Improvement Areas
- Level(s)-Improvement Areas
- Recommendations
- Assessment Score
- Recommendations
- About

ASSESSED SCHOOL

SCHOOL NAME: Jamesarhur

CONTACT PERSON: Jamesarhur

PHONE NUMBER: 079508753453

SCHOOL ADDRESS: Lorem street

Protecting Our Students Logo

SCHOOL DEMOGRAPHY

Elementary

Geography – Urban

Enrollment 1000

Building(s) Total Sq. Ft.1000

Campus Acreage

THREE (3) LEVEL(S) - IMPROVEMENTS AREAS

LEVEL A: POLICE PARTNERSHIP + SAFETY POLICIES

This level assesses your existing partnerships, highlighting misaligned safety discrepancies and security metrics and establishing a solid foundation for continuous improvement + Conduct a detailed examination and analysis of existing systems and safety protocols and policies, ensuring their alignment with industry best practices and mandated regulatory standards.

LEVEL B: FACILITY EXTERIOR + NEIGHBORHOOD

Carry out a comprehensive evaluation of the campus's exterior areas, encompassing entranceways, parking facilities, boundary fencing, and all outdoor spaces, to ensure optimal safety measures + Carry out a comprehensive evaluation of the campus's exterior areas, encompassing entranceways, parking facilities, boundary fencing, and all outdoor spaces, to ensure optimal safety measure!

LEVEL C: FACILITY INTERIOR

The Comprehensive Interior Campus Evaluation is an extensive assessment process that meticulously inspects and analyzes all interior spaces within a school's infrastructure. This evaluation is the most exhaustive level of our safety audits, ensuring a thorough examination of every corner of the school's interior. By conducting a Comprehensive Interior Campus Evaluation, we aim to identify and address potential safety concerns, creating a safer learning environment for students and staff. This rigorous process is part of our commitment to preventing school shootings and enhancing safety.

LEVEL(S) IMPROVEMENTS AREAS

SITE|SAFETYNET? DEMO

Surrounding and environment

RECOMMENDATIONS

Sports facilities

Score: N/A

Action Plan:

- Action Plan for Improving Sports Facilities:
 - 1. Develop a plan to upgrade existing facilities to make them more suitable for sports activities.
 - 2. Invest in new sports equipment and facilities, such as bleachers, nets, and courts.
 - 3. Increase the number of staff members dedicated to sports and physical education.
 - 4. Increase the availability of sports programs and activities.
- Action Plan for Improving Gun Safety Readiness:
 - 1. Develop a plan for training staff and faculty in gun safety.
 - 2. Increase security measures to identify and respond to potential threats.
 - 3. Educate students and staff about gun safety and emergency response protocol.
 - 4. Implement a system for reporting suspicious behavior.
- To ensure the safety of students, staff, and faculty, it is essential to take proactive steps to improve both sports facilities and gun safety readiness. By developing plans to upgrade existing sports equipment and facilities, investing in new sports equipment

RECOMMENDATIONS

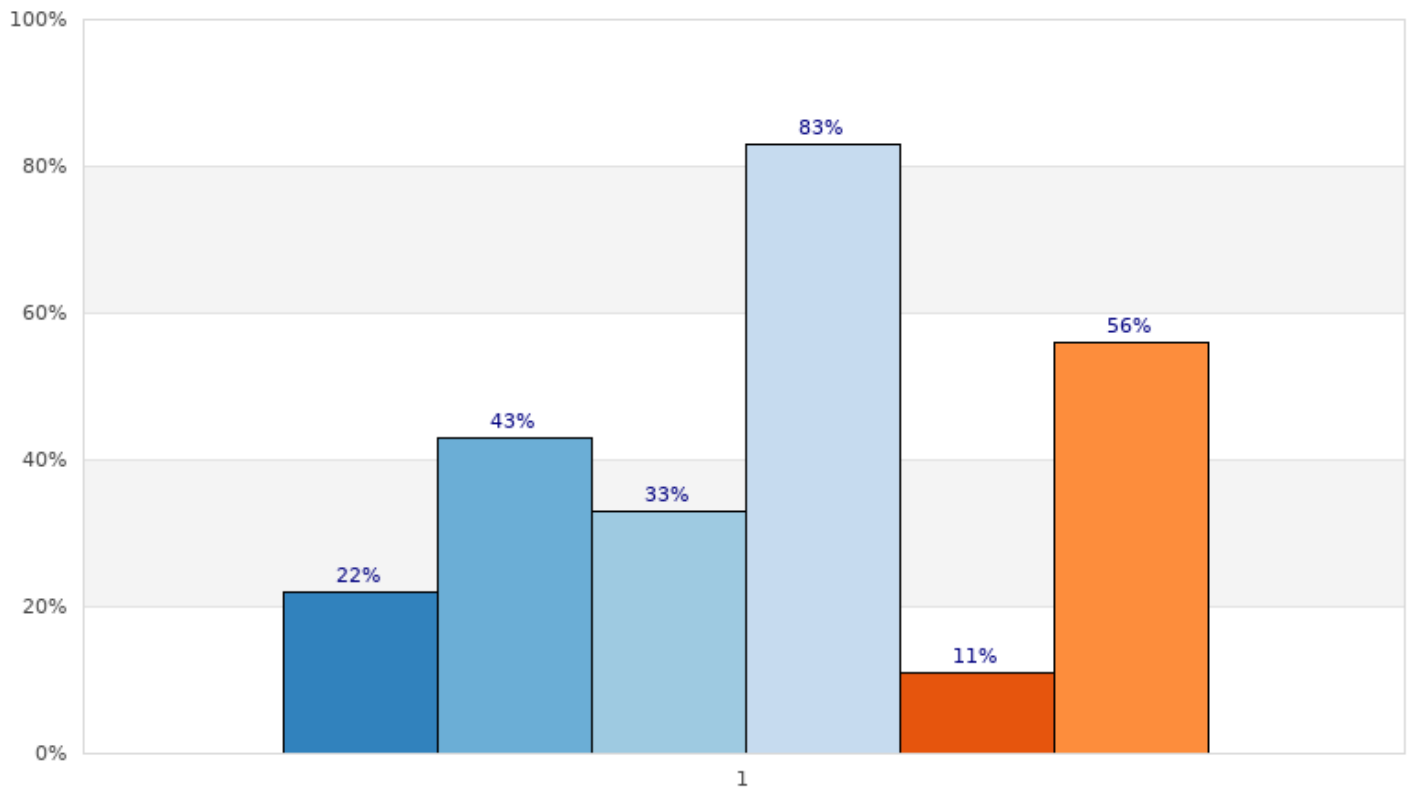
Cooperation with other schools

Score: N/A

Action Plan:

- - Develop a comprehensive plan for cooperation with other schools that clearly outlines expectations and goals.
- This plan should include strategies for communication, collaboration, and implementation of any agreements.
- - Establish a culture of trust and collaboration with other schools. This includes building strong relationships with school administrators and staff, and providing resources to support successful partnerships.
- - Develop and implement a comprehensive gun safety readiness program that includes training and drills for staff and students.
- - Implement a system of checks and balances to ensure that all gun safety protocols are being followed and regularly updated.
- - Establish a system for reporting and responding to any incidents that may occur related to gun safety.
- - Create a community-wide education program that encourages responsible gun ownership and encourages gun safety awareness.
- In order to improve the Cooperation with other schools and gun safety readiness score of 56 out of 100%, it is necessary to develop and implement a comprehensive plan that includes strategies for communication, collaboration, and implementation. It is

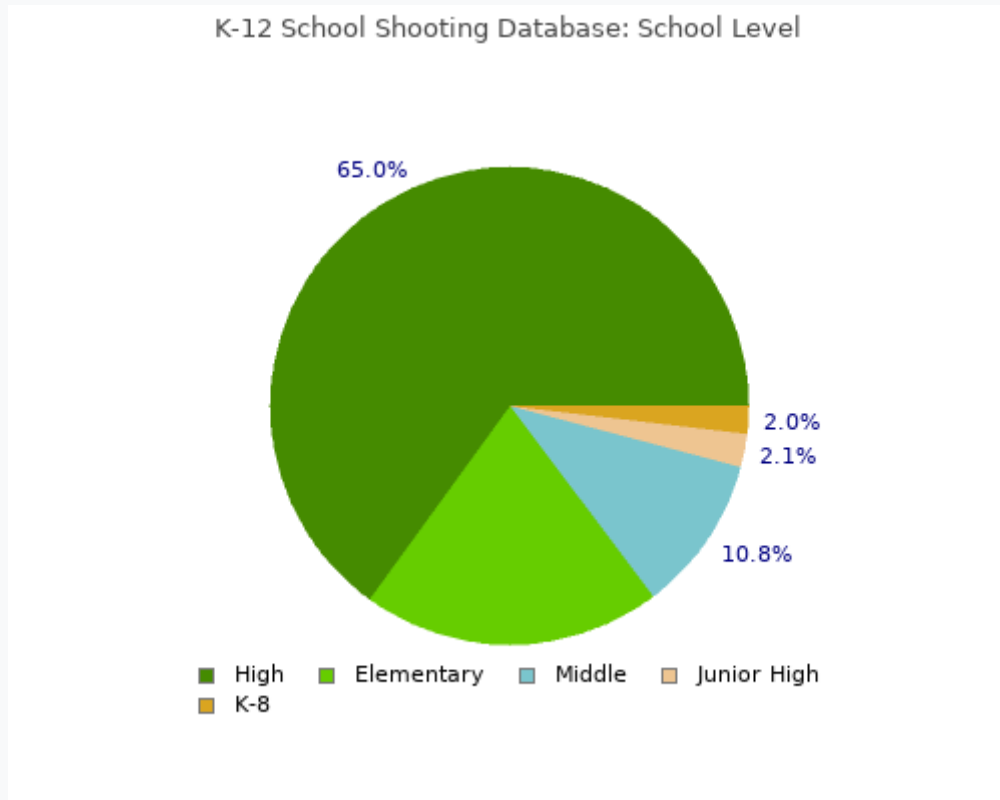
ASSESSMENT SCORES VISUALIZATIONS



Interior
Cooperation with other schools

■ Local law enforcement ■ Police Partnerships ■ School Security and cameras ■ Sports facilities

KEY FOCUS AREAS FOR K-12 SCHOOL SAFETY AND SECURITY: EXPANDING ACTIVE SHOOTER PREVENTION

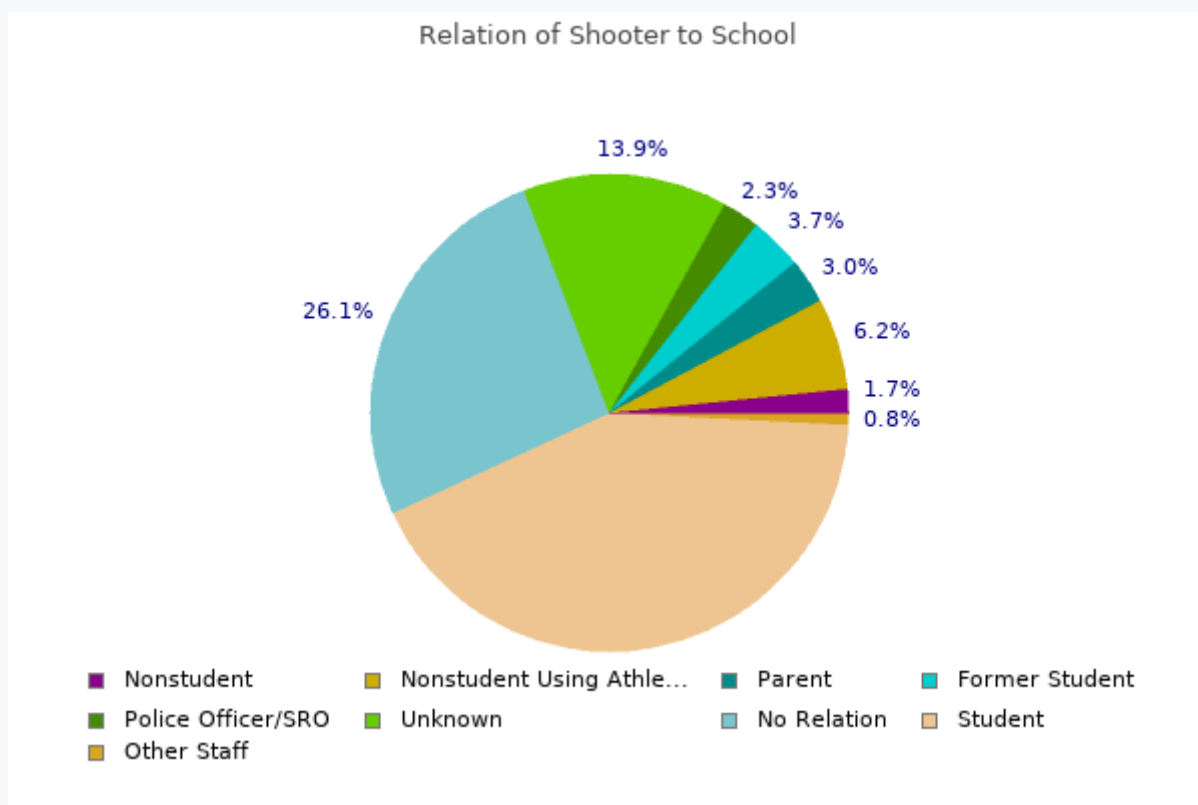


This pie chart illustrates the distribution of school shooting incidents across different school levels within the K-12 education system. It highlights the proportion of incidents occurring at high schools, elementary schools, middle schools, junior high schools, and combined K-8 institutions. These insights are crucial for developing targeted strategies for prevention and preparedness, aimed at enhancing safety and security across all educational environments.

- **High Schools:** The data underscores the acute vulnerability of high schools to shooting incidents. Schools at this level may benefit from enhanced security measures, student support services, and threat assessment programs.
- **Elementary Schools:** While less frequent, the impact of such events at elementary levels can be profound, suggesting the need for age-appropriate safety education and crisis intervention strategies.
- **Middle and Junior High Schools:** These environments require tailored preventive measures that address the specific developmental stages of their students.
- **Comprehensive K-8:** For schools with a K-8 structure, a unified approach to safety that caters to the wide age range of students may be necessary.
- **Risk Assessment:** Your school should conduct a detailed risk assessment to identify specific vulnerabilities within their environment.
- **Safety Education:** Regular drills and safety education for students and staff can prepare them for emergency situations without causing undue alarm.

- **Community Engagement:** Involvement of parents and local community in safety measures can provide a broader support system for prevention efforts.
- **Mental Health Resources:** Provision of mental health resources is critical to address potential issues before they escalate into violence.
- **Policy Review:** A regular review of safety policies and procedures to ensure they are up to date and in line with the best practices is recommended.

KEY FOCUS AREAS FOR K-12 SCHOOL SAFETY AND SECURITY: EXPANDING ACTIVE SHOOTER PREVENTION



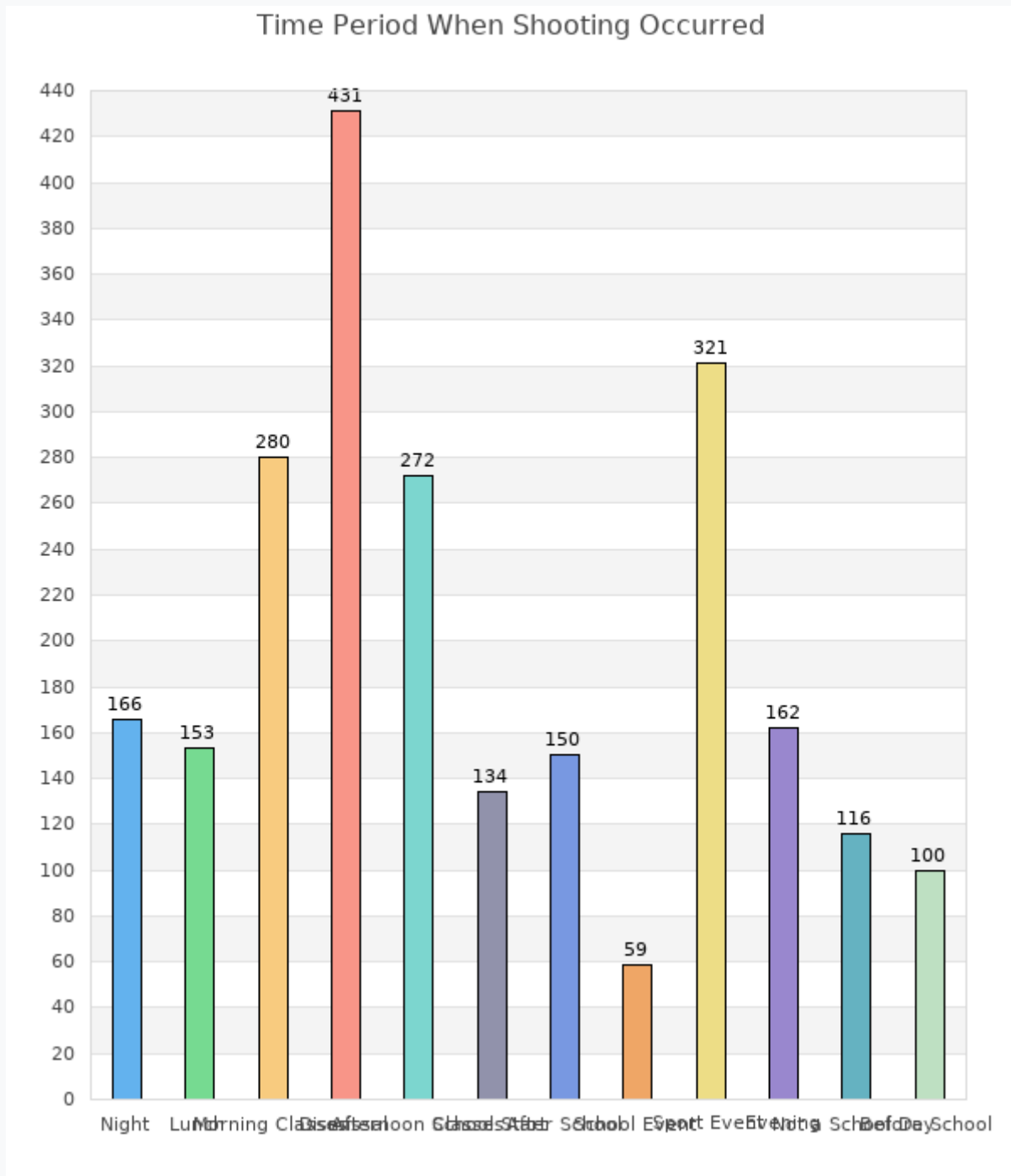
This pie chart provides insights into the relationship between the shooter and the school in shooting incidents. For your school's assessment and safety planning, here's an interpretation of the data:

- **Nonstudent:** The largest segment at 26.1% suggests that the majority of shooters are not current students, highlighting the need for security measures that address external threats.
- **Former Student:** 13.9% of shooters are former students, which underscores the importance of alumni tracking and awareness as part of your school's security strategy.
- **Student:** Current students account for 6.2% of shooters, emphasizing the need for in-school behavioral monitoring and support systems.
- **Police Officer/SRO:** A small 3.7% portion of incidents involve a school resource officer or police, which may reflect instances of response to an incident.
- **Other Staff:** Other school staff are involved in 2.3% of shooting incidents, indicating a need for thorough staff screening and security training.
- **Parent:** Parents are involved in 1.7% of the incidents, which could point to the necessity of secure visitor management protocols.
- **Nonstudent Using Athletic Fields:** Shooters using athletic fields who are not students represent 0.8% of the incidents, suggesting the need for perimeter security and management of sports facilities.
- **Unknown:** There is a 3.0% rate of incidents where the shooter's relation to the school is unknown, which highlights the need for preparedness in uncertain situations.

- **No Relation:** Lastly, a notable 3.0% of shooters have no relation to the school, reinforcing the need for comprehensive security measures that cover all possible threat vectors.

Your school might use this data to review and strengthen the security measures to protect against threats both internal and external, ensuring a safe environment for students, staff, and visitors.

KEY FOCUS AREAS FOR K-12 SCHOOL SAFETY AND SECURITY: EXPANDING ACTIVE SHOOTER PREVENTION



The chart categorizes school shooting incidents into various time periods, showing the frequency of events during these intervals. Notably:

- **Morning Classes:** This time frame has the highest number of incidents, with 431 reported shootings. It indicates a critical need for heightened vigilance and preventive measures during the morning hours when classes are typically in session.
- **After School:** The next most common period for shootings, with 321 incidents, occurs after school hours. This suggests that after-school activities and times when students may be lingering on

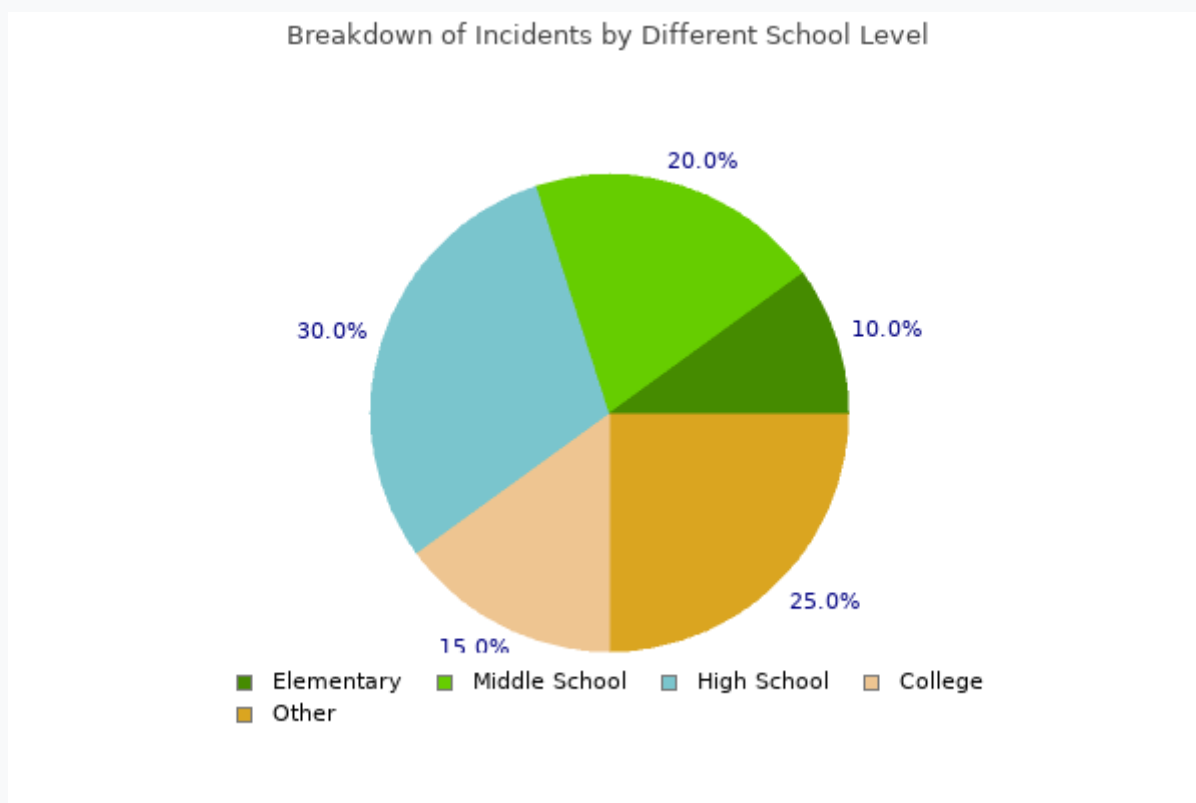
campus are significant risk periods.

- **Class Change:** The transition between classes is also a notable risk period, with 272 incidents. This could be due to the movement of students and less structured environments.
- **Lunchtime:** There are 280 incidents reported during lunch hours, which is a time when students are gathered in large numbers and supervision might be more challenging.
- **Evening Events:** Evening activities at the school account for 162 incidents, which may include sports events, meetings, or other school functions.
- **During Class:** Shootings that occur specifically during class sessions number at 150, underscoring the need for in-classroom security protocols.
- **Night:** The least number of incidents, 166, happen at night, suggesting that when the school is generally assumed to be empty or during night events, there is still a risk present.
- **Before School:** There are 153 incidents reported in the time before classes begin, indicating that early morning hours when students start arriving are also vulnerable.
- **No School:** Incidents occurring when school is not in session, such as during weekends or holidays, amount to 100, which reminds us that off-hours campus security is still important.

Actionable Insights for Your School

- **Enhanced Monitoring During High-Risk Times:** Given that the morning classes and after-school periods are the highest risk times, your school may benefit from increased surveillance and staff presence during these windows.
- **Structured Class Change Protocols:** Implementing structured supervision during class changes can help mitigate the associated risks.
- **Lunchtime Vigilance:** Reinforcing lunchtime security measures, potentially with additional staff or monitored entry and exit points, could be beneficial.
- **Evening Event Planning:** For events held in the evening, consider specific security plans that include crowd control and exit strategies.
- **Classroom Safety Measures:** Regular drills and classroom-specific safety protocols could be critical during class sessions.
- **After-Hours Security:** Despite lower incident numbers at night and before school, maintaining security measures during these times is crucial.
- **Off-Hours Campus Access:** Limiting access to the school during non-school hours and securing the campus can help prevent incidents during these times.

KEY FOCUS AREAS FOR K-12 SCHOOL SAFETY AND SECURITY: EXPANDING ACTIVE SHOOTER PREVENTION



This pie chart presents the distribution of shooting incidents by school level. For your school, the interpretation of this data would be as follows:

- **High School:** Representing the highest proportion at 30%, it suggests that high schools are the most common settings for such incidents, indicating a need for robust safety protocols at this level.
- **College:** With 25% of incidents, colleges also constitute a significant portion, emphasizing the need for advanced security measures in higher education institutions.
- **Middle School:** Account for 20% of the incidents, suggesting that schools serving this age group should also be vigilant and proactive in their safety measures.
- **Elementary:** Elementary schools, while less affected with 15%, still face considerable risk, highlighting the importance of age-appropriate security measures.
- **Other:** 10% of incidents occur in settings categorized as 'Other,' which may include alternative or special education institutions, pointing towards the need for inclusive safety strategies that address diverse educational environments.

Your school can use this information to benchmark and potentially enhance your current safety and preparedness initiatives in alignment with the trends indicated by the data.

ENHANCING SCHOOL SAFETY: SCORING ACTIVE SHOOTER MEASURES

A total overall assessment score is calculated for each facility postassessment. In addition, the SITE|SAFETYNET? App scores each of the Three (3) Levels from 0 and 100 in the Top Priorities Chart, with 100 representing a school with ideal security. The scores are calculated using our analytic t e a m' s assessment test, a well-established decision support method. In general, a grade of 90-100 represents a facility that offers optimal security, a grade of 80-89 represents a facility that meets most security standards, a grade of 60-79 represents a facility that is lacking in significant areas of security, and a grade of 60 represents a facility that is in serious need of critical security updates. The scoring methodology allows for effectively comparing all types of schools on the same scale to provide a school district with an overall picture of its portfolio's needs. Even though there are different types of schools and supporting facilities, all facilities are graded on a similar set of factors and performance ratings using each school demography. In addition to a total overall score, facilities receive a subtotal score in each of the three (3) Levels. This enables comparisons between school facilities in these areas to determine consistency or priority throughout the district.

COMPLETE SCHOOL RECOMMENDATIONS WILL APPEAR - HERE

Based on our survey and score, we have outlined the following steps that should be taken to increase students' safety.

90 – 100%

Refer to Recommendations Manual

80 – 89%

Refer to Recommendations Manual

60 – 79%

Refer to Recommendations Manual

60%

REPORT Provided by Protecting Our Students, Inc. Analytics Team.

ABOUT PROTECTING OUR STUDENTS

Protecting Our Students, Inc. is a School Gun Safety Partner Coalition. Our mission is straightforward: To help reduce and end K-12 school shootings. Getting there takes work, but we're dedicated to implementing our digital SITE|SAFETYNET? mobile "Risk Assessment" app in every school nationwide. We build partnerships with educational institutions, public and private consultants, including Certified School Safety Professionals, School Security & Crises Preparedness Specialist, Law Enforcement, and Government Agencies.

(888) 500-3393

info@protectingourstudents.org

www.protectingourstudents.org