



CAMPUS EXTERIOR SAFETYNET|REPORTSM

Boosting Safety Awareness and Significantly Reducing Anxiety and Fear Among Students, Staff, and Parents All Year Long.



SITE | SAFETYNETSM
P R O T E C T I N G
O U R
S T U D E N T S

**Continuous Real-Time Safety Assessments and Reassessments:
Ensuring Year-Round, Uninterrupted Safety Improvements.**

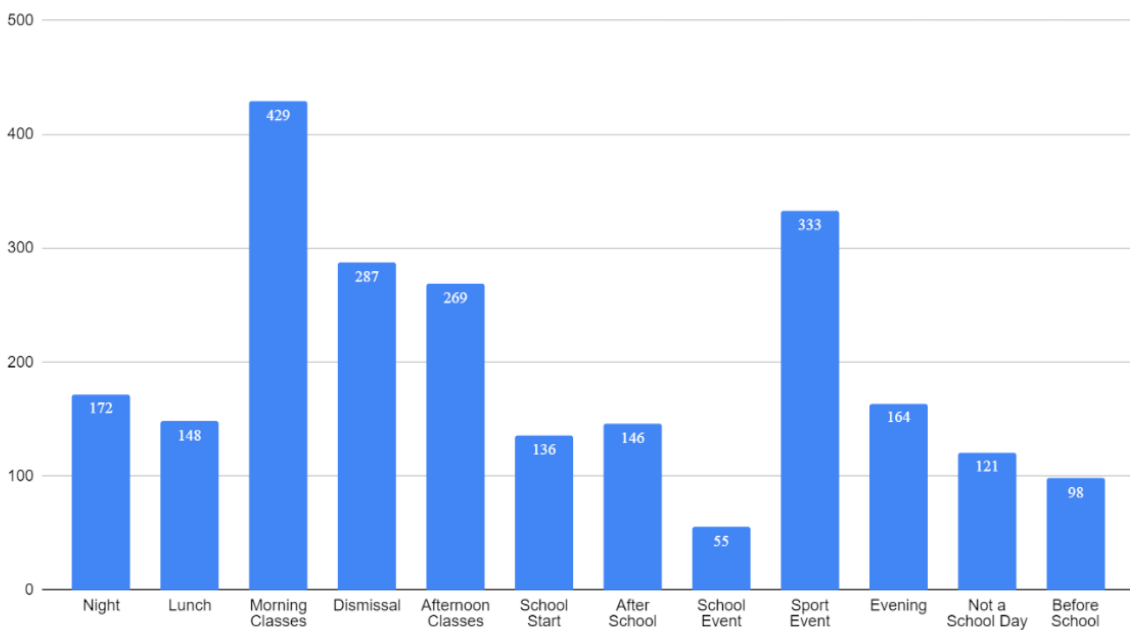
"YOUR SCHOOL'S NAME"

SITE|SAFETYNETSM

"Campus Exterior"

Level-Two (2) SAFETYNET|REPORTSM

Time Period When Shooting Occurred



Real-Time Safety Optimization: Leveraging SITE|SAFETYNETSM Assessments and Dynamic Safety Score (DSS) for Improving School Security Year-Round!

SITE|SAFETYNETSM assessments generate an auto-generated dashboard report in real-time immediately after an assessment is completed. These reports are meticulously crafted to evaluate three distinct tiers of school safety protocols, providing comprehensive, real-time assessment scoring that highlights a school's strengths and weaknesses.

Law Enforcement Partnerships
CAMPUS EXTERIOR
Campus Interior

Each of the three tiers is further segmented into 60 distinct safety zones, allowing for the precise scoring of each zone with a 'Pass,' 'Improve,' or 'Fail' rating using a Dynamic Safety Score (DSS) which provides a real-time, quantifiable measure of safety status. This transparency facilitates ongoing identification and addressing of areas needing improvement, ensuring that safety measures are continuously optimized throughout the year via quarterly reassessments.

Enhancing School Safety with Continuous Improvement: The Role of the 60 Safety Zone Assessment and Dynamic Safety Score (DSS)

Your Proprietary 60 Safety Zone Assessment and Dynamic Safety Score (DSS) serve as the fundamental pillars of your school safety improvement strategy, enabling you to maintain a vigilant and proactive stance throughout the year. By segmenting the school environment into 60 distinct safety zones, you ensure that no area is overlooked, and every potential threat is accounted for.

These scores are not static; they serve as benchmarks for continuous improvement. If a safety zone scores below safety standards, it is immediately flagged for enhancement by your safety team. This ensures that before the next quarterly reassessment occurs, necessary modifications are made to elevate the safety score standards of that particular zone.

This approach does not just correct weaknesses but also helps in the predictive analysis of potential future vulnerabilities. By reassessing each zone quarterly, you can track the effectiveness of your interventions and make data-driven decisions to adapt your safety measures in real time.

This systematic and continuous reassessment cycle cultivates an environment of constant enhancement, ensuring that your safety measures are not only maintained but progressively advanced. By implementing quarterly reassessments, you can adapt swiftly to new challenges and refine your strategies to address evolving threats. This proactive approach guarantees that your safety protocols remain at the forefront of effectiveness and are continuously improved throughout the entire school year.

The Integral Role of Campus Safety Personnel: Enhancing Security, Building Teams, and Engaging Communities

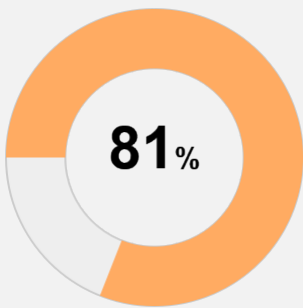
The role of campus safety personnel—whether they are dedicated safety coordinators, safety teams, School Resource Officers (SROs), or other designated staff—is crucial for maintaining school security. Beyond analyzing the Dynamic Safety Score (DSS) and prioritizing urgent safety concerns, these professionals are also responsible for building a robust safety team, informing parents and stakeholders about safety measures, and scheduling quarterly reassessments. Their expertise in managing and implementing safety protocols not only enhances the overall security of the campus but also ensures a transparent and inclusive safety culture. This continuous and proactive approach guarantees that safety measures evolve with emerging threats and remain effective throughout the school year.

EXTERIOR “OVERALL” DYNAMIC SAFETY SCORE (DSS)

TODAY’S SCORE: 81%.

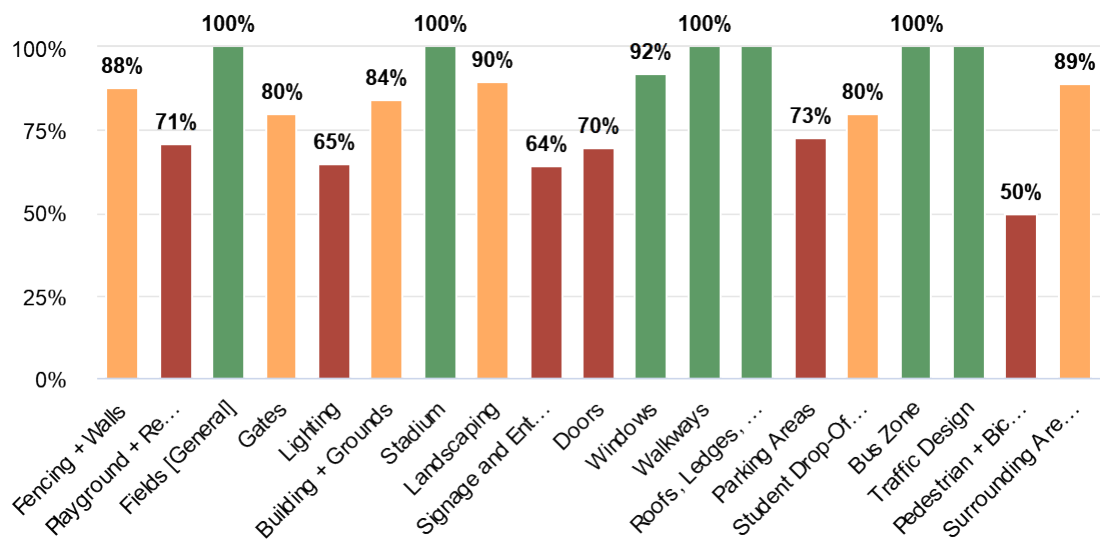
Safety Scores range from "Fail" to "Improve" to "Pass." These scores serve as benchmark guides to identify and prioritize areas for continuous safety score improvements throughout the year.

Your Tier 2 Campus Exterior's overall Dynamic Safety Score (DSS) is currently rated 'Improve.'



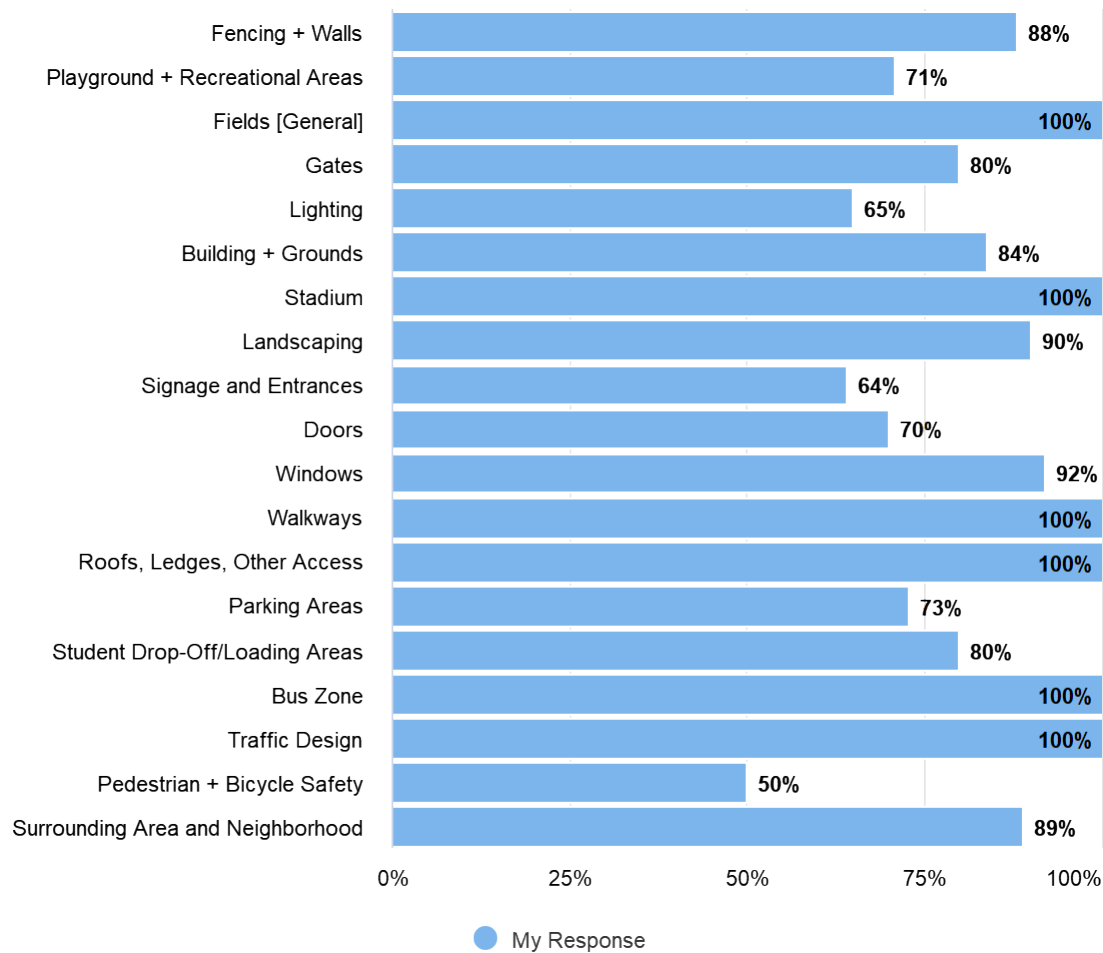
- Carefully review each exterior zone listed below to pinpoint areas requiring urgent enhancement. Developing and implementing a comprehensive action plan that addresses these safety priorities is crucial. With the dedicated efforts of your safety team and focused tabletop discussions, you can elevate your score effectively and ensure continuous safety enhancements throughout the school year.
- Improving your safety score before the next quarterly reassessment is vital. SITE|SAFETYNETSM stands ready to provide further guidance and support to help you implement these crucial improvements.

BAR CHART – SAFETY ZONE SCORES

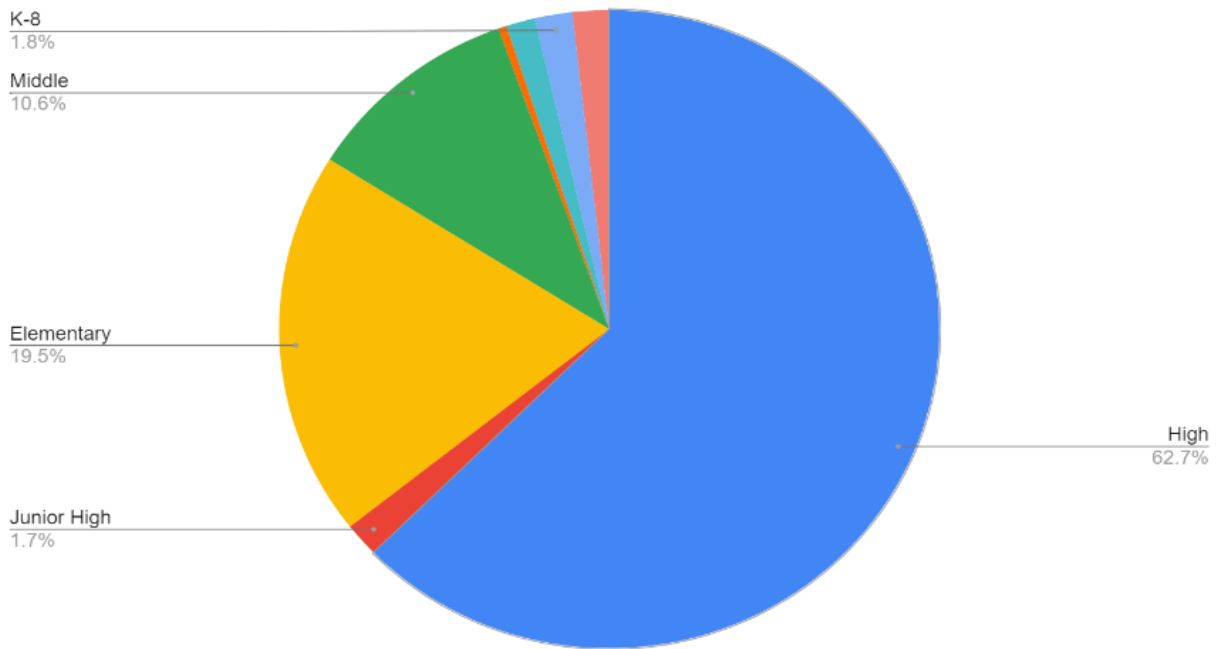


DSS SAFETY ZONES

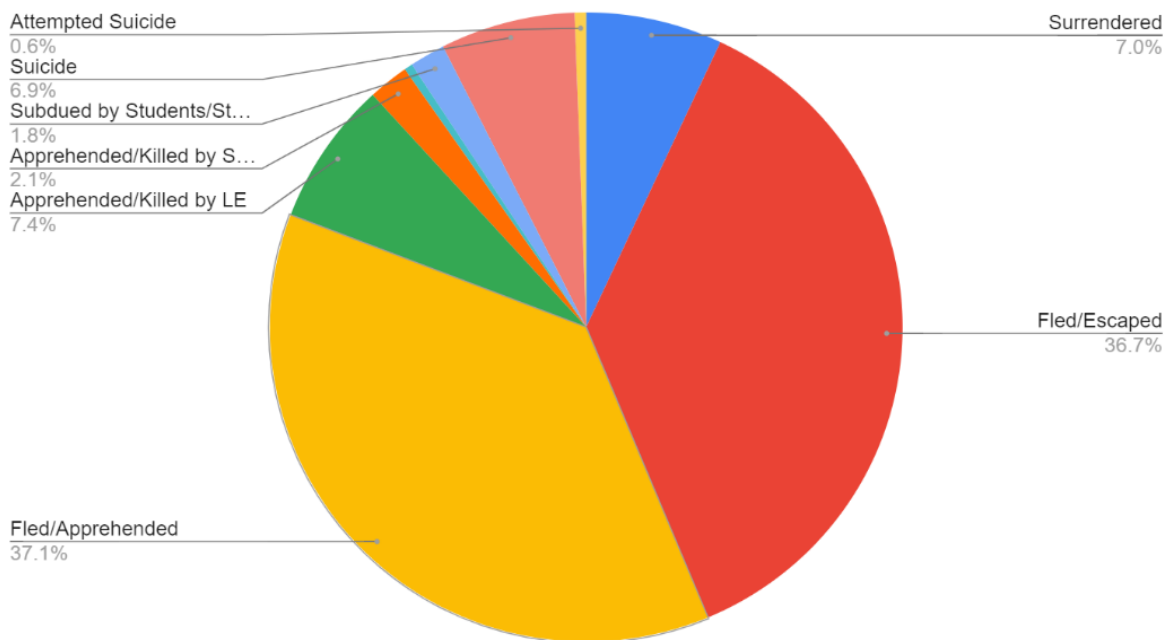
- | | |
|------------------------------------|--------------------------------------|
| 1. Fencing + Walls | 11. Windows |
| 2. Playground + Recreational Areas | 12. Walkways |
| 3. Fields (General) | 13. Roofs, Ledges, Other Access |
| 4. Gates | 14. Parking Area |
| 5. Lighting | 15. Student Drop-Off + Loading Areas |
| 6. Building + Grounds | 16. Bus Zone |
| 7. Stadium | 17. Traffic Design |
| 8. Landscaping | 18. Pedestrian + Bicycle Safety |
| 9. Signage + Entrances | 19. Surrounding Area + Neighborhood |
| 10. Doors | |



K-12 School Shooting Database: School Level



K-12 School Shooting Database: How the Incident Ended



Continuous Safety Improvement With SITE|SAFETYNETSM: Enhancing School Safety Through Continuous Year-Round Assessments

Schools use the SITE|SAFETYNETSM assessment dashboard to conduct a detailed evaluation of their security protocols across three comprehensive levels, segmenting the campus into 60 specific safety zones.

The goal is to identify in real-time, all the time, a school's safety strengths and weaknesses. Once the deficiencies are scored, they are used as benchmarks in an auto-generated dashboard report so a school can always be improving safety and security all year long.

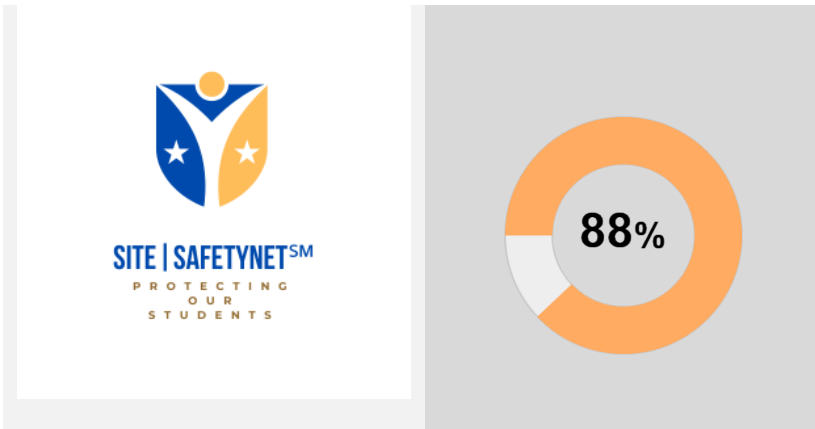
Schools can continuously provide this transparent report anytime throughout the year for parents, community and every stakeholder.

This structured approach helps pinpoint safety strengths and weaknesses within each zone, with each receiving a Dynamic Safety Score (DSS) as an independent benchmark. The report facilitates ongoing monitoring and continuous improvement of these scores via quarterly reassessments, ensuring safety measures are consistently enhanced and updated throughout the school year.

1. **Review Specific Scores:** Start with a detailed review of the scores for zones marked as "Improve" or "Fail". Understand the specific elements that contributed to lower scores.
2. **Formulate Action Plans:** For each zone requiring attention, develop targeted action plans. These should include immediate short-term fixes and long-term strategies to elevate the DSS.
3. **Implement Enhancements:** Depending on the zone, enhancements may involve physical upgrades such as better fencing or more robust access control systems, as well as procedural changes like improved emergency response drills or enhanced staff training.
4. **Integrate Technology:** Consider the integration of advanced technology solutions such as surveillance systems, motion detectors, and emergency communication tools to enhance real-time response capabilities.
5. **Schedule Regular Reviews:** Set a timeline for regular review sessions to assess the effectiveness of implemented changes. This continuous evaluation helps in dynamically adjusting strategies to meet safety goals.
6. **Engage Stakeholders:** Keep all stakeholders, including staff, students, parents, and local law enforcement, informed and involved where appropriate. Their input can be invaluable in continuously refining safety measures.
7. **Reassessment Calendar:** Set a schedule for quarterly reassessments to assess the effectiveness of improved score changes. Continuous assessments ensures that safety and security is actively being improved to meet safety goals all year.

ASSESSMENT SAFETY ZONE SCORE(S)

1. Fencing + Walls



The Dynamic Safety Score (DSS) for the "Fencing + Walls" Zone is "Improve."

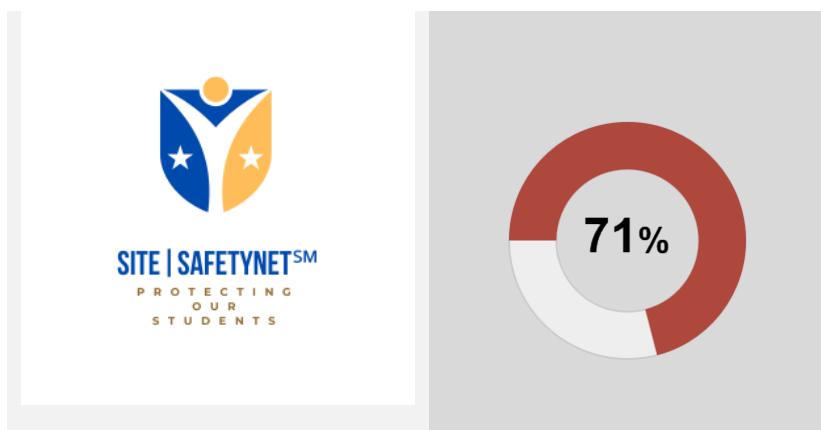
Your school has received an "Improve" score in your assessment's "Fencing + Walls" zone. This suggests that while your perimeter security measures provide a basic level of protection, there is room for improvement to enhance safety and deterrence capabilities. Addressing vulnerabilities is essential to increasing your safety zone score, which is confirmed through quarterly reassessments.

No Image

No Image

No Image

2. Playground + Recreational Areas



A Dynamic Safety Score (DSS) for the "Playground + Recreational Areas" Zone is "Fail."

Your school has received a "Fail" score in your assessment's "Playground + Recreational Areas" zone, suggesting that the management of these spaces is significantly lacking or ineffective. This area requires immediate attention and substantial improvements to meet safety standards. Addressing these critical vulnerabilities is essential to enhance the safety and usability of your outdoor spaces, with progress to be verified in subsequent quarterly reassessments.

No Image

No Image

No Image

3. Fields (General)



The "Fields [General]" Zone's Dynamic Safety Score (DSS) is "Pass."

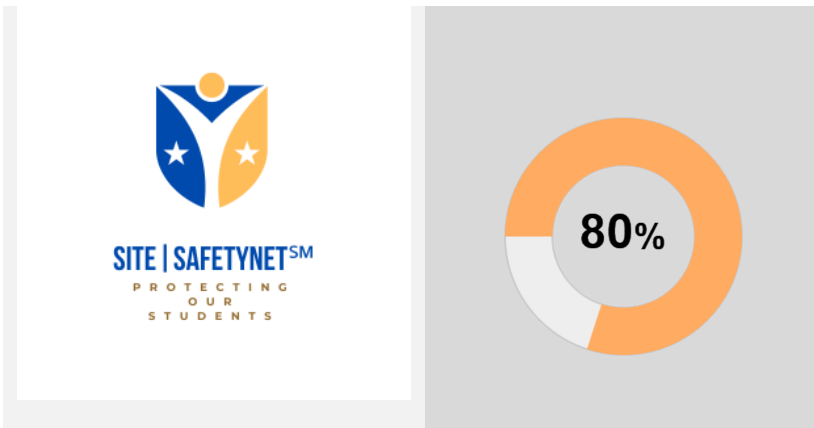
Congratulations on achieving a "Pass" score in your safety and vulnerability assessment's "General Fields" zone. This excellent result indicates that your school's open spaces are well-maintained and secure, playing a vital role in ensuring the safety of students, staff, and visitors. To maintain this high standard of safety, continue to monitor and promptly address any emerging issues through regular reassessments.

No Image

No Image

No Image

4. Gates



The "Gates" Zone's Dynamic Safety Score (DSS) is "Improve."

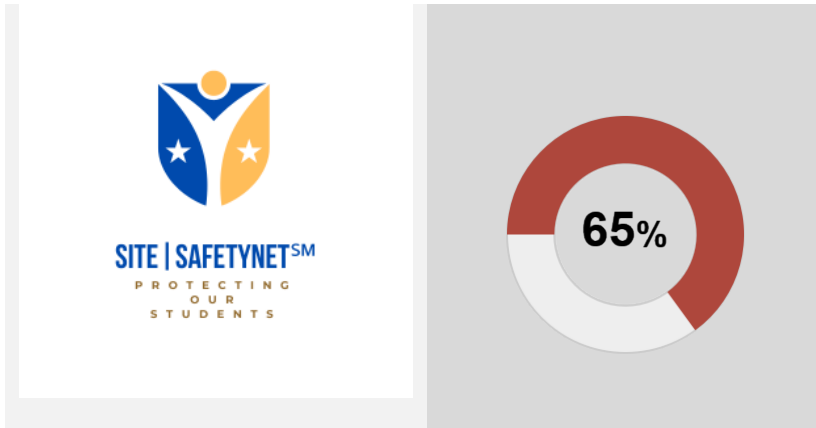
Your school has received an "Improve" score for the "Gates" zone in your assessment. While your entry and exit points meet basic security requirements, there is room for enhancement to ensure optimal safety and control. Prioritizing upgrades and addressing any identified vulnerabilities are crucial steps toward improving your safety score, which will be verified through ongoing quarterly reassessments.

No Image

No Image

No Image

5. Lighting



The Dynamic Safety Score (DSS) for the "Exterior Lighting" Zone is "Fail."

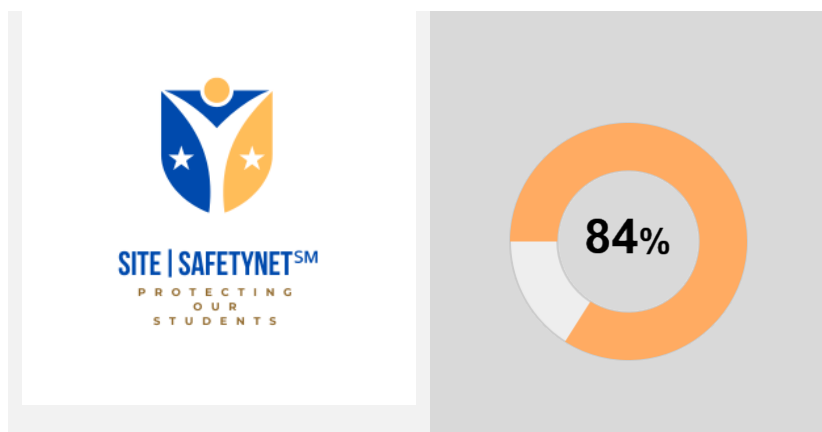
Your school has received a "Fail" score for the Exterior Lighting zone, indicating that the current lighting conditions are significantly inadequate for ensuring safety outdoors. Immediate and substantial enhancements are necessary to improve visibility and security in poorly lit areas. Addressing these critical issues is vital to improving safety, with progress to be reviewed in the next quarterly reassessment.

No Image

No Image

No Image

6. Building + Grounds



The Dynamic Safety Score (DSS) for the "Building + Grounds" Zone is "Improve."

Your school has received an "Improve" score for the "Building + Grounds" Zone. This indicates that while your buildings and grounds meet basic safety standards, some areas require enhanced security measures and maintenance to ensure optimal safety for all. Prioritizing these improvements and addressing any identified deficiencies are crucial steps toward improving your safety score, which will be verified through ongoing quarterly reassessments.

No Image

No Image

No Image

7. Stadium



The Dynamic Safety Score (DSS) for the "Stadium" Zone is "Pass."

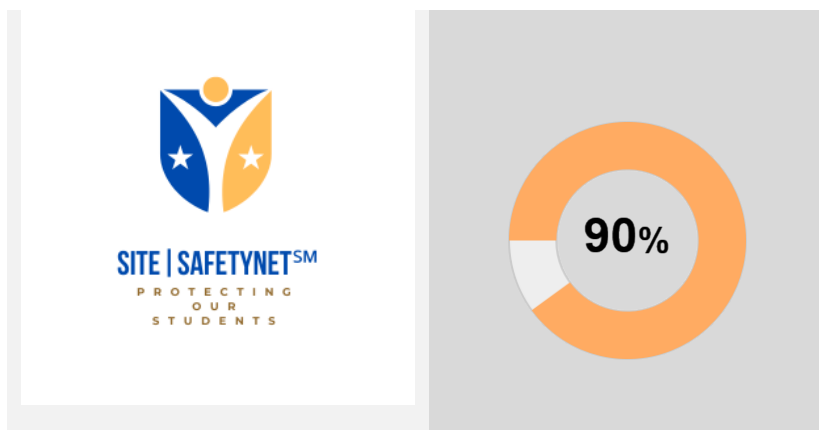
Congratulations on achieving a "Pass" score in the "Stadium" Zone of your safety and vulnerability assessment. This excellent result demonstrates that your school's stadium meets all required safety standards, providing a secure environment for all attendees during events. Continue to monitor this Zone closely and address any emerging issues through regular reassessments to maintain this high standard of safety.

No Image

No Image

No Image

8. Landscaping



The Dynamic Safety Score (DSS) for the "Landscaping" Zone is "Improve."

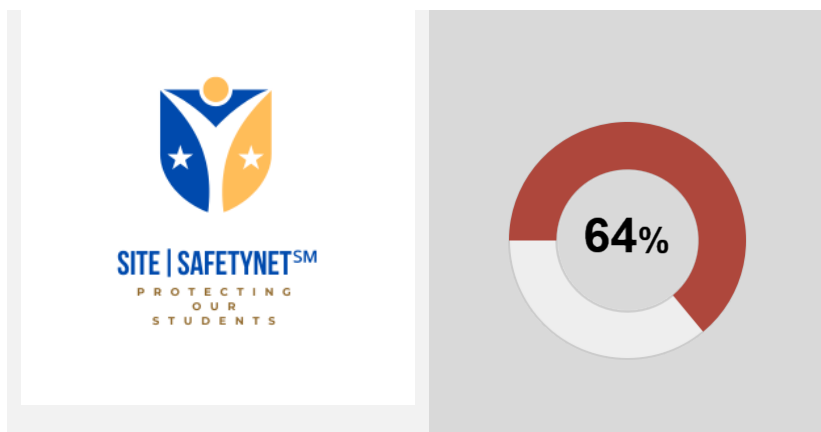
Your school has received an "Improve" score for the "Landscaping" Zone. While the current landscaping meets basic safety requirements, areas require additional attention to enhance visibility and eliminate potential hazards for all individuals on campus. Prioritizing these improvements and addressing any identified deficiencies are crucial steps toward enhancing your safety score, which will be verified through ongoing quarterly reassessments.

No Image

No Image

No Image

9. Signage + Entrances



The Dynamic Safety Score (DSS) for the "Signage and Entrances" Zone is "Fail."

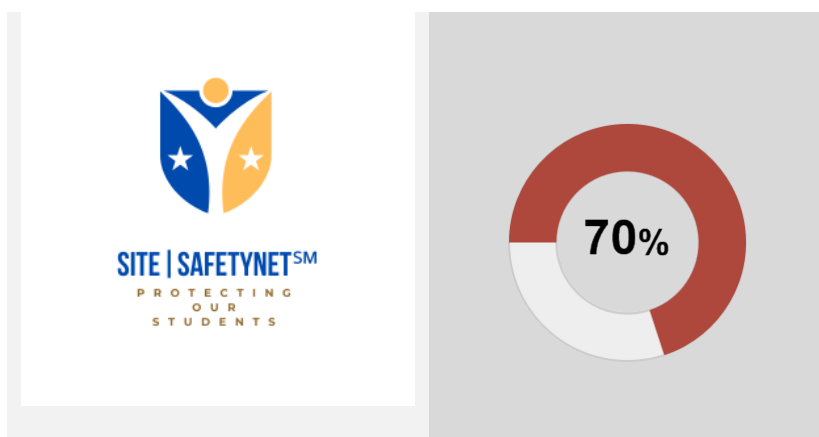
Your school has received a "Fail" score for the "Signage and Entrances" Zone, suggesting that the current signage is inadequate and the entrances are not sufficiently secure. Immediate and comprehensive improvements are necessary to ensure that signage is clear and entrances are fortified to protect everyone on campus. Addressing these urgent safety concerns is essential, with progress to be reviewed in the next quarterly reassessment.

No Image

No Image

No Image

10. Doors



The Dynamic Safety Score (DSS) for the "Exterior Doors" Zone is "Fail."

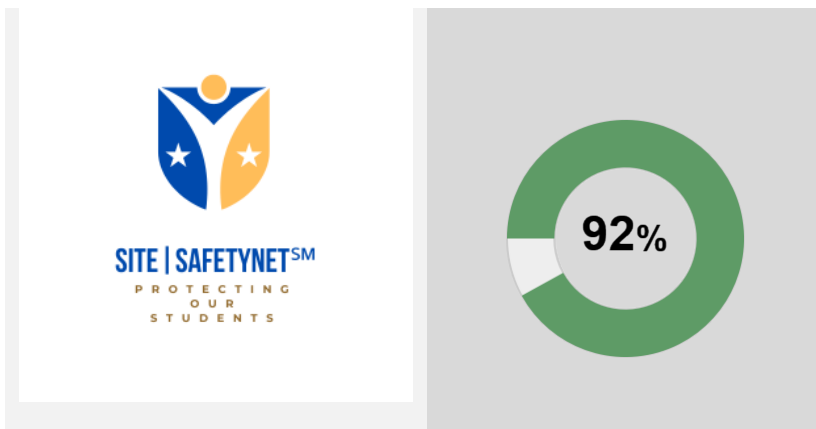
Your school has received a "Fail" score for the "Exterior Doors" Zone, indicating significant deficiencies in exterior door security that could compromise student and staff safety. Immediate and comprehensive upgrades are essential to ensure that all exterior doors are secure and effectively manage access to the campus. Addressing these urgent safety concerns is critical, with progress to be evaluated in the next quarterly reassessment.

No Image

No Image

No Image

11. Windows



The Dynamic Safety Score (DSS) for the "Windows" Zone is "Pass."

Congratulations on achieving a "Pass" score in the "Windows" Zone of your safety and vulnerability assessment. This excellent result indicates that your school's windows are secure and contribute effectively to campus safety, providing both visibility and protection. Continue to monitor this Zone closely and promptly address any emerging issues to maintain this high standard of safety through regular reassessments.

No Image

No Image

No Image

12. Walkways



The Dynamic Safety Score (DSS) for the "Walkways" Zone is "Pass."

Congratulations on achieving a "Pass" score in the "Walkways" Zone of your safety and vulnerability assessment. This result indicates that your school's walkways are well-maintained and safely designed, ensuring clear and secure pathways for all students, staff, and visitors. Continue to monitor this Zone closely to maintain this high standard of safety, addressing any emerging issues through regular reassessments.

No Image

No Image

No Image

13. **Roofs, Ledges, Other Access**



The Dynamic Safety Score (DSS) for the "Roofs, Ledges, and Other Access Points" Zone is "Pass."

Congratulations on achieving a "Pass" score in the "Roofs, Ledges, and Other Access Points" Zone of your safety and vulnerability assessment. This excellent result signifies that these areas are securely managed and maintained, ensuring they do not pose safety risks to students, staff, and visitors. It is crucial to continue monitoring these zones closely and promptly address any emerging issues to maintain this high safety standard through regular reassessments.

No Image

No Image

No Image

14. Parking Areas



The Dynamic Safety Score (DSS) for the "Parking Areas" Zone is "Fail."

Your school has received a "Fail" score for the "Parking Areas" Zone, indicating that the current conditions significantly compromise safety and security. Immediate and comprehensive improvements are required to address issues such as poor lighting, inadequate surveillance, unsafe pedestrian crossings, and poor surface conditions. Implementing these changes is essential to meeting safety standards and ensuring a secure environment for all parking area users, with progress to be evaluated in the next quarterly reassessment.

No Image

No Image

No Image

15. Student Drop-Off + Loading Areas



The Dynamic Safety Score (DSS) for the "Student Drop-Off/Loading Areas" Zone is "Improve."

Your school has received an "Improve" score for the "Student Drop-Off/Loading Areas" Zone. While the basic structure and procedures are in place, some areas require enhancements to optimize safety and efficiency. This may include improving traffic flow patterns, enhancing signage, or increasing supervision during peak times. Prioritizing these improvements and addressing any identified deficiencies are crucial steps toward elevating your safety score, which will be verified through ongoing quarterly reassessments.

No Image

No Image

No Image

16. Bus Zone



The Dynamic Safety Score (DSS) for the "Bus Zone" is "Pass."

Congratulations on achieving a "Pass" score in the "Bus Zone" of your safety and vulnerability assessment. This excellent result signifies that your school's bus zone is well-organized and effectively managed, ensuring a safe and efficient environment for student pickups and drop-offs. Continue to monitor this Zone diligently, addressing any emerging issues promptly to maintain this high standard of safety through regular reassessments.

No Image

No Image

No Image

17. Traffic Design



The Dynamic Safety Score (DSS) for the "Traffic Design" Zone is "Pass."


Congratulations on achieving a "Pass" score in your safety and vulnerability assessment's "Traffic Design" Zone. This outstanding result indicates that your school's traffic layout is well-planned and executed, ensuring safe and efficient movement for vehicles and pedestrians alike. Continue to monitor this Zone closely and promptly address any emerging issues to maintain this high safety standard through regular reassessments.

No Image

No Image

No Image

18. Pedestrian + Bicycle Safety



The Dynamic Safety Score (DSS) for the "Pedestrian + Bicycle Safety" Zone is "Fail."

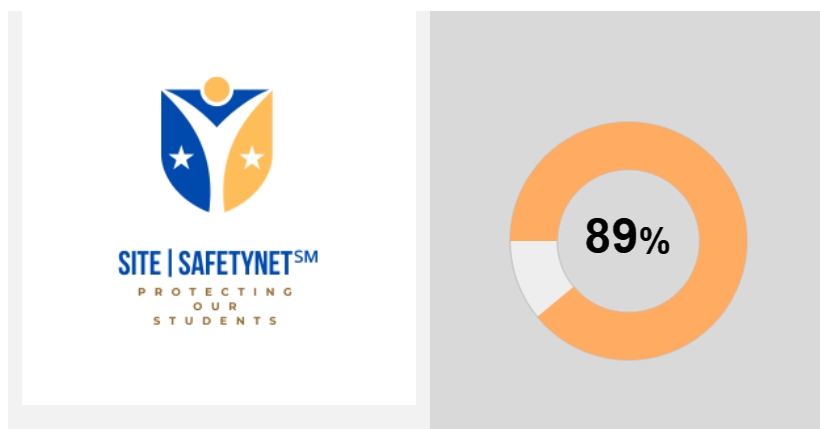
Your school has received a "Fail" score for the "Pedestrian + Bicycle Safety" Zone, highlighting significant safety risks that need urgent attention. This may involve rethinking the layout of walkways and bike paths, enhancing lighting, and implementing stricter traffic control measures within the school vicinity. It's crucial to address these issues comprehensively to transform this Zone into a safe area for pedestrians and cyclists. Progress in these areas should be closely monitored and reassessed quarterly to ensure effective improvements are made.

No Image

No Image

No Image

19. Surrounding Area + Neighbourhood



The Dynamic Safety Score (DSS) for the "Surrounding Area and Neighborhood" Zone is "Improve."

Your school has received an "Improve" score for the "Surrounding Area and Neighborhood" Zone. While the general area is deemed reasonably safe, specific aspects require enhancement to ensure a safer environment for your school community. This may include working with local law enforcement to increase patrols, improve street lighting, or engage in community programs aimed at reducing local crime. Focused efforts to address these areas are essential for lifting your safety score, which will be verified through ongoing quarterly reassessments.

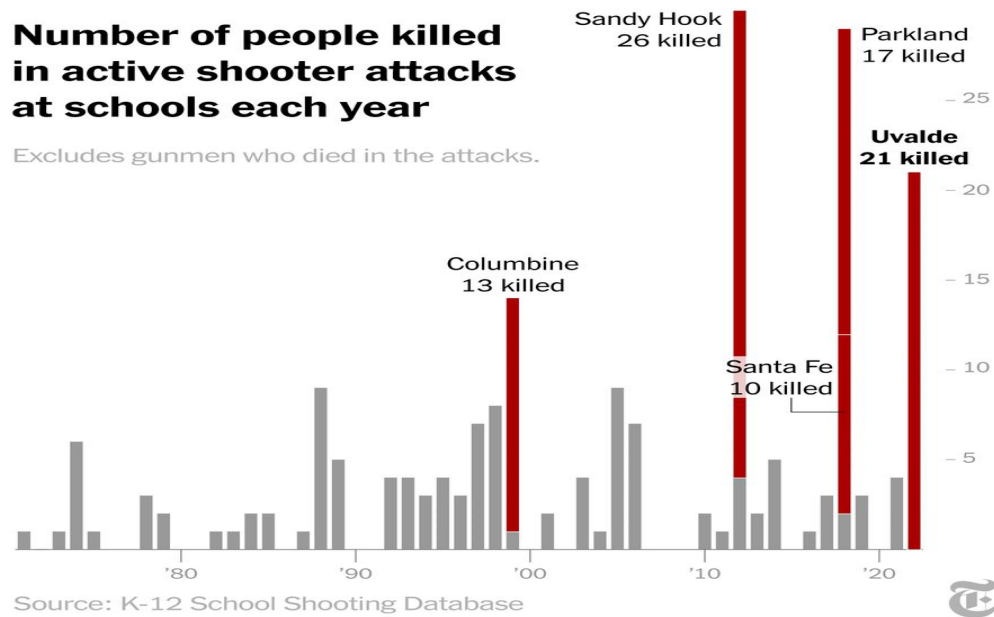
No Image

No Image

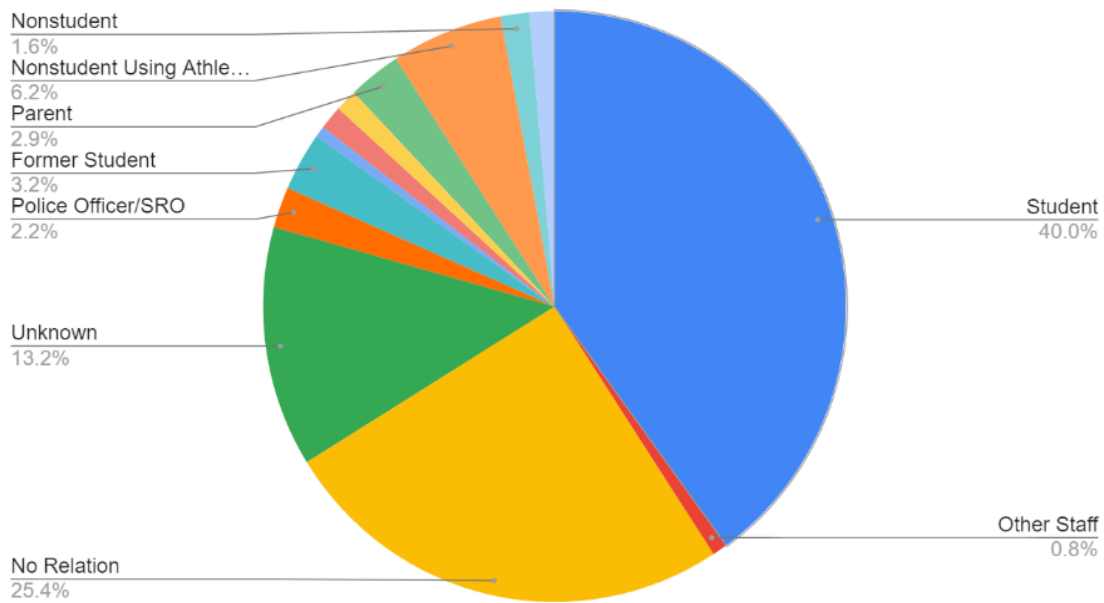
No Image

Number of people killed in active shooter attacks at schools each year

Excludes gunmen who died in the attacks.



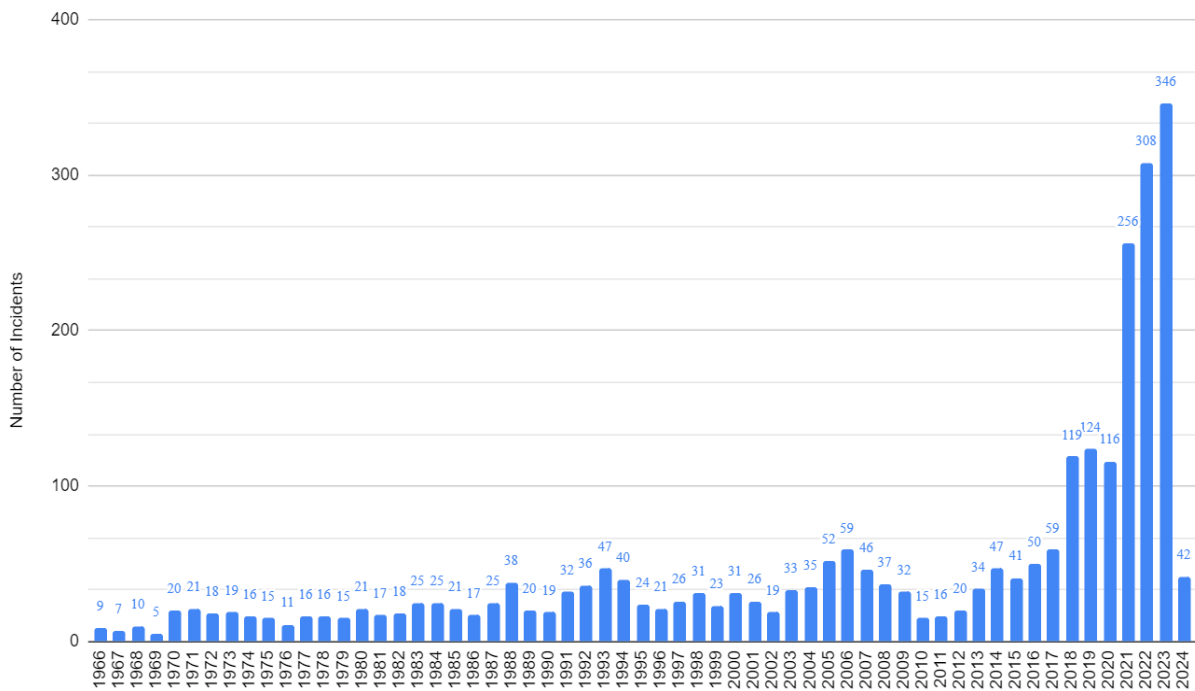
Relation of Shooter to School



America's K-12 Preferred Protection -

The enthusiasm with which schools across the nation embrace this platform is a testament to its value, showcasing that high-quality safety solutions can be both accessible and affordable.

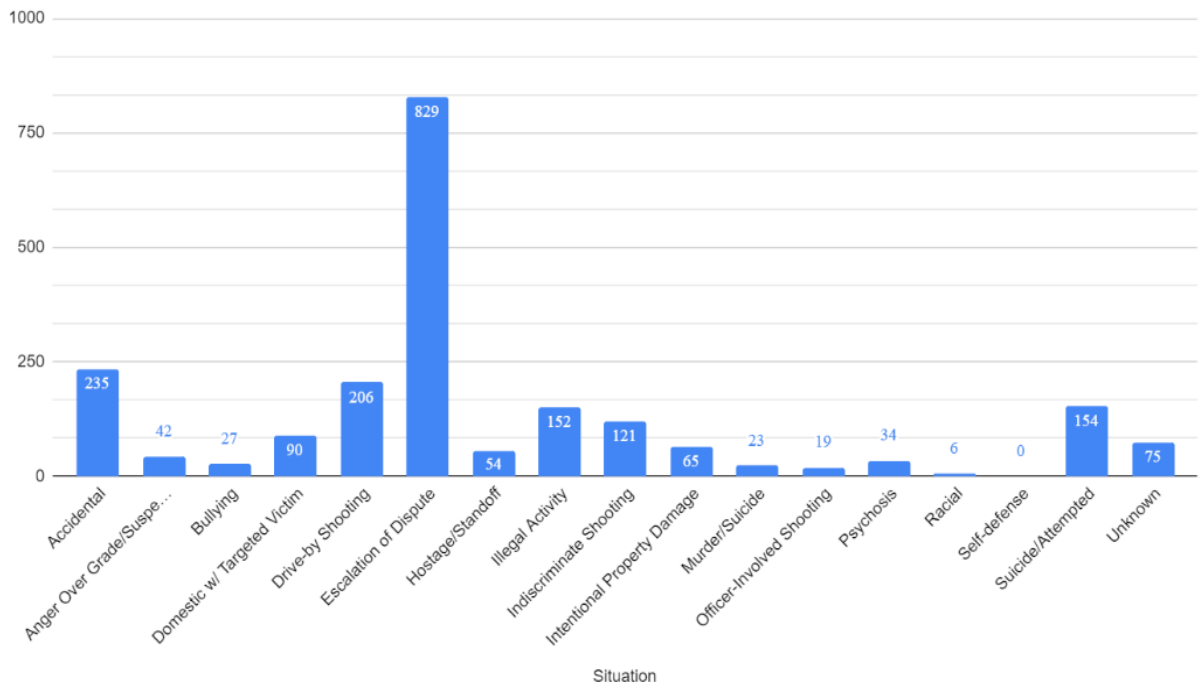
K-12 School Shooting Database: Incidents by Year 1966-2024



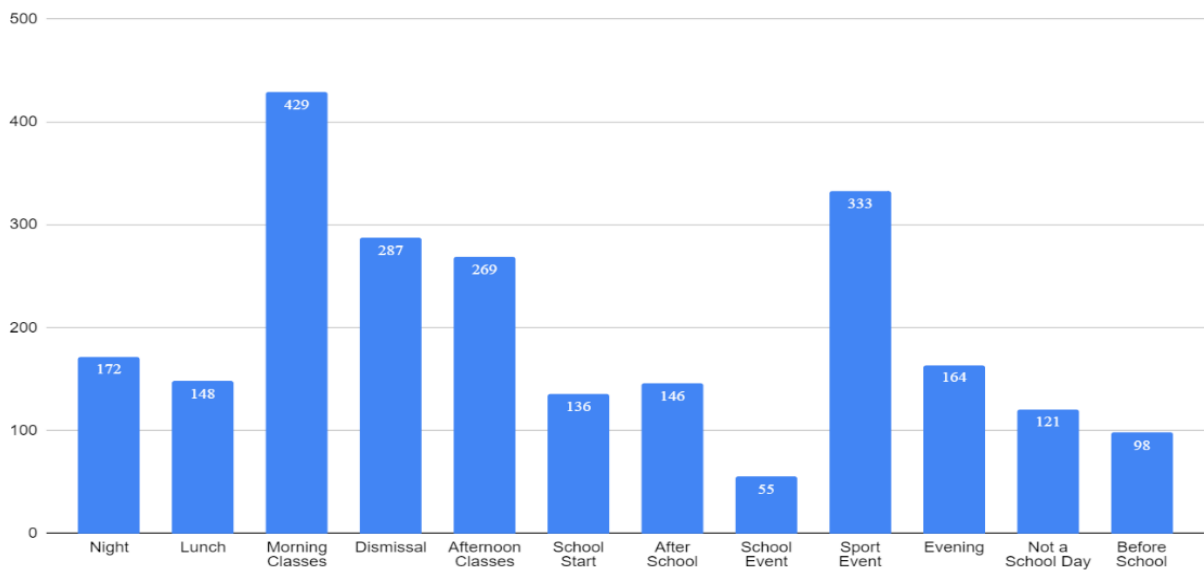
Assign A Team Member to Implement -

The intuitive interface of Site|SafetyNetSM enhances a culture of shared responsibility for safety, emphasizing actionable measures that administrators can undertake to maintain a constant, secure environment.

K-12 School Shooting Database: Situation



Time Period When Shooting Occurred



Transforming Safety Culture -

Integrating SITE|SAFETYNETSM into your school's safety protocol is not merely a choice but a strategic move toward ensuring the continuous well-being of your educational community.



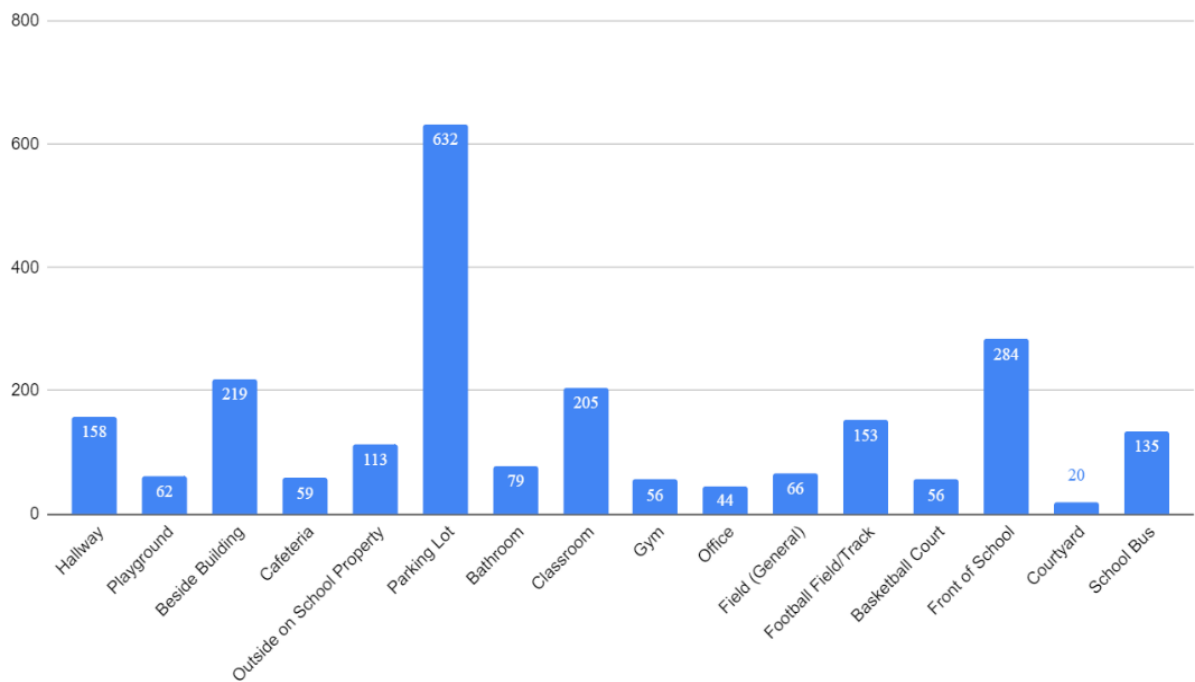
Nationwide Dynamic Safety Score (DSS)

TELL OTHERS ABOUT SITE|SAFETYNETSM DSS!

Advanced Comprehensive Emergency Readiness and Prevention Program

- ⦿ Community Confidence and Trust
- ⦿ Prevention and Preparedness
- ⦿ Enhanced Parental Assurance
- ⦿ Student and Staff Empowerment
- ⦿ Mitigating Risks
- ⦿ Crisis Management and Response

Location at School where Shooting Occurred



Manage Regular Safety Solutions -

Share the word and help eliminate gun violence in our K-12 school district.
Everyone can unleash their true potential of school security management with cutting-edge technology.



You Have Replaced Outdated Paper Forms with Digital Format -

- ◉ This innovation replaces traditional paper forms with a mobile app, streamlining the process of safety evaluations on a regular basis.
- ◉ It enables efficient monthly to annual safety assessments, revolutionizing site safety monitoring and emphasizing a strong commitment to community protection.

Safety reports enhance accreditation and insurance discussions. The apps undergo continuous improvement, scaling, and updates with the invaluable assistance of educational institutions and law enforcement. The apps are designed to identify vulnerabilities on campus, both interior and exterior, and partnerships to provide proactive reporting on areas for upgrading and recommendations for ongoing safety improvement.

[*Inside the Uvalde Response \(full documentary\) | FRONTLINE + @ProPublica + @texastribune - YouTube](#)

*Department of Justice (DOJ) Report: Critical Incident Review Active Shooter at Robb Elementary School

[K-12 School Shooting Database \(k12ssdb.org\)](https://k12ssdb.org)